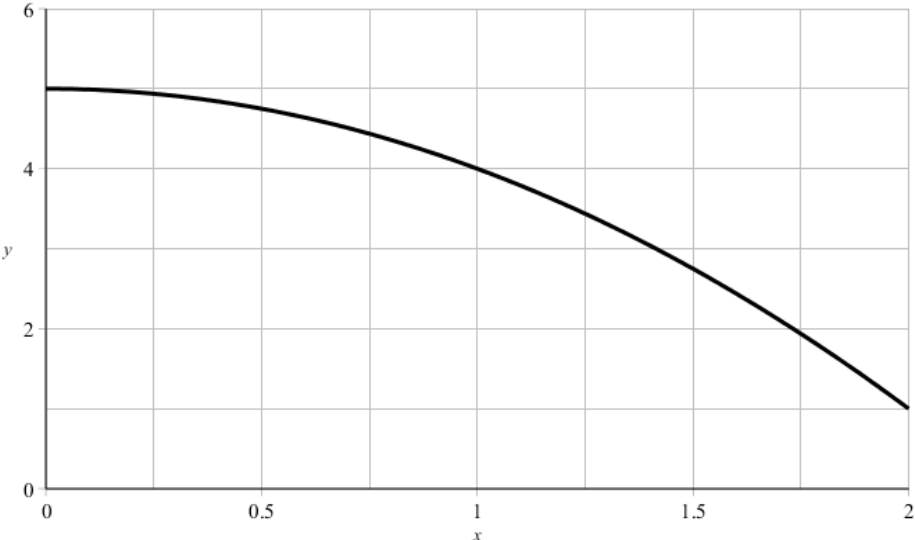
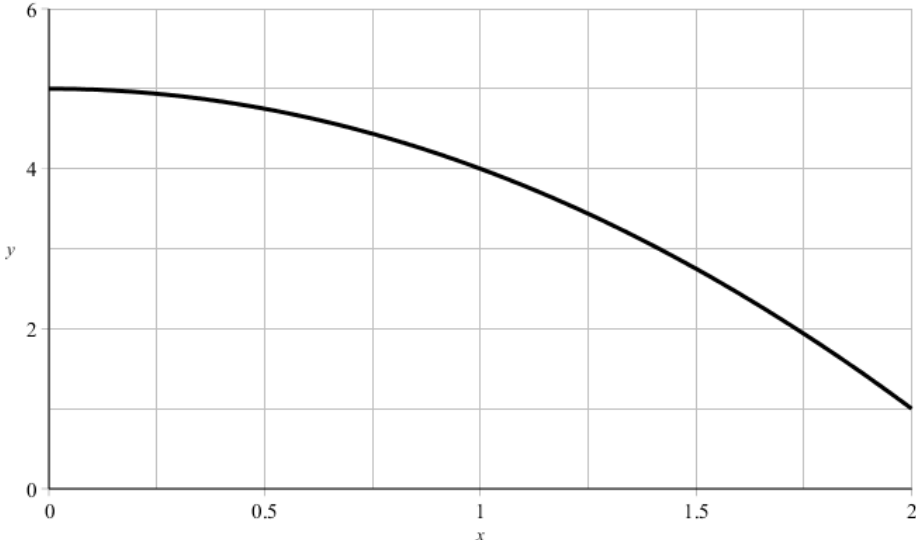
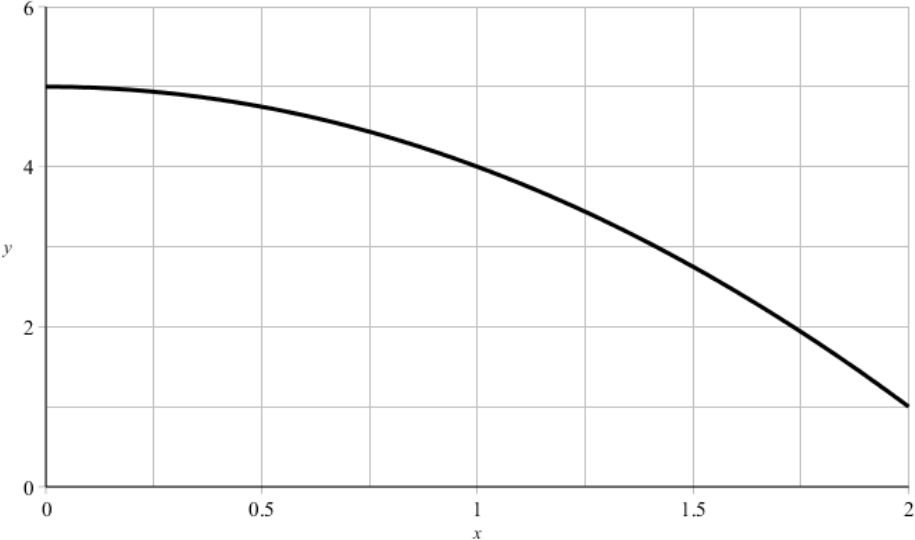
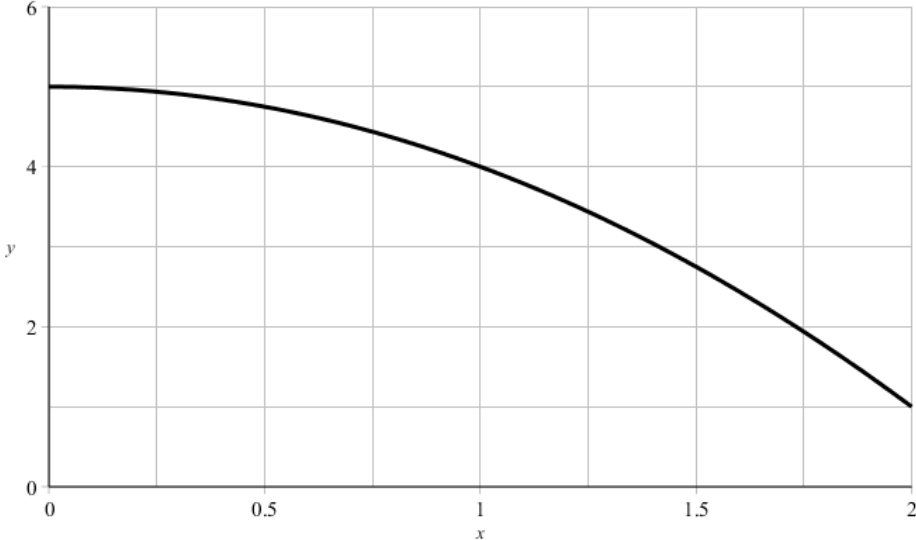


Estimate the area under the curve $f(x) = 5 - x^2$ and above the x-axis on the interval $[0,2]$:



Estimate the area under the curve $f(x) = 5 - x^2$ and above the x-axis on the interval $[0,2]$:

1. Use **4** rectangles and the right endpoints of each subinterval to find the height.
2. Use **4** rectangles and the left endpoints of each subinterval to find the height.
3. Use **4** rectangles and midpoints of each subinterval to find the height.
4. Use **8** rectangles and the right endpoints of each subinterval to find the height.

number of rectangles n	<i>Area Estimates</i>		
	Right endpoint estimate	Left endpoint estimate	Midpoint Estimate
4			
8		7.8125	7.3438
16	7.0781	7.5781	7.3359
100	7.2932	7.3732	7.3334
1000	7.3293	7.3373	7.3333
10000	7.3329	7.3337	7.3333

What do you think the exact area is?